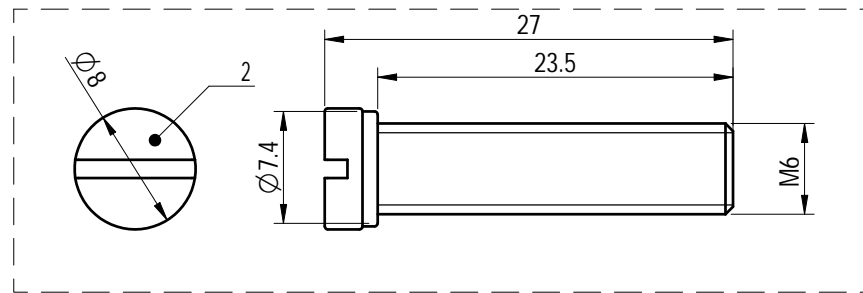
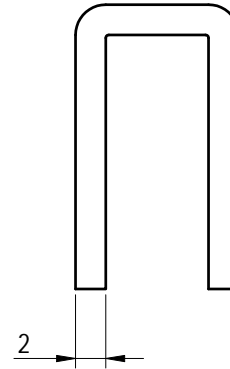
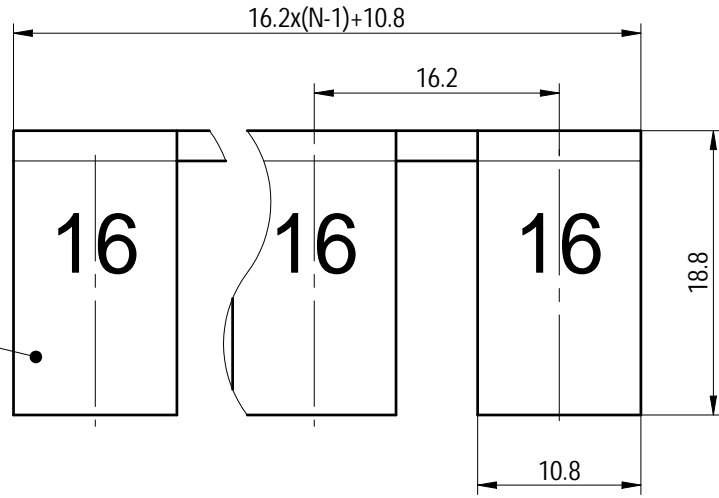
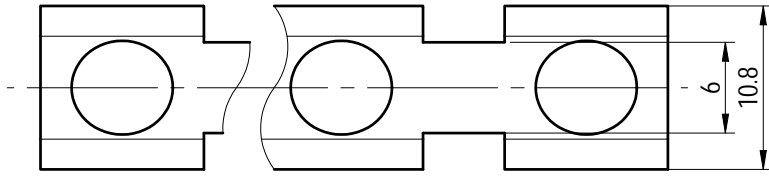


未注公差/General tolerances (mm)													0.1/10 ±2'	
0 ~ 3	>3 ~ 6	>6 ~ 10	>10 ~ 18	>18 ~ 30	>30 ~ 50	>50 ~ 80	>80 ~ 120	>120 ~ 180	>180 ~ 250	>250 ~ 315	>315 ~ 400	>400 ~ 500		>500
±0.12	±0.18	±0.22	±0.26	±0.31	±0.37	±0.57	±0.80	±0.93	±1.05	±1.15	±1.60	±2.20	±2.50	



Current carrier and screws should be packed individually, which must be put in the same box

ITEM	NAME OF PART	MATERIAL	NOTES
2	Screw	Copper alloy	Ni plated
1	Current carrier	Copper	Sn plated

间距/Pitch(mm)/线数范围/Poles	16.2/N=02~03P
符合RoHS环保要求/Conform to RoHS	Yes

DEGSON

APPD: PengM 2022.06.17
 CHKD: GaoWG 2022.06.17
 DRFT: XieXD 2022.06.17

MATERIAL: /	SURFACE/COLOR: /	
MAT NO./REV: /	MAT STATUS: /	
NAME		
FBIXX-16		
DRAWING NO.	TYPE	DRAWING STATUS
/	CUSTOMER DRAWING	/
SCALE	SHEET	
2:1	1/1	

REV	ECN	DESCRIPTION	DRFT	DATE
00	/	/	XieXD	2022.06.17

Transfer or duplication of this document as well as the utilization or communication of its content are prohibited unless authorized in writing. All rights reserved for patent, utility model or design registrations. 除专利、实用新型、外观设计、发明专利、软件著作权、集成电路布图设计专有权、商业秘密和与著作权有关的权利外，其他权利均归本公司所有。