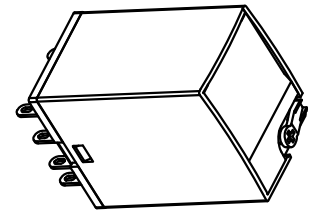

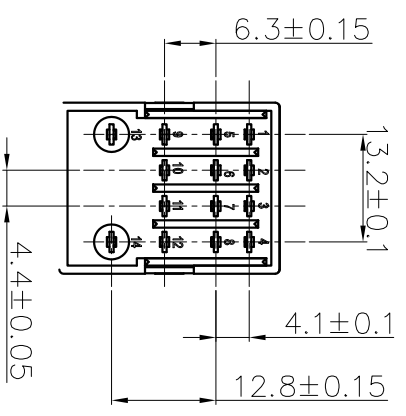
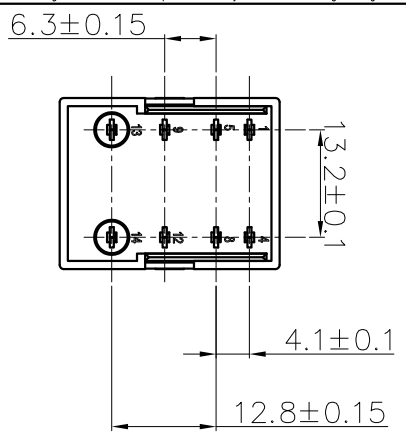
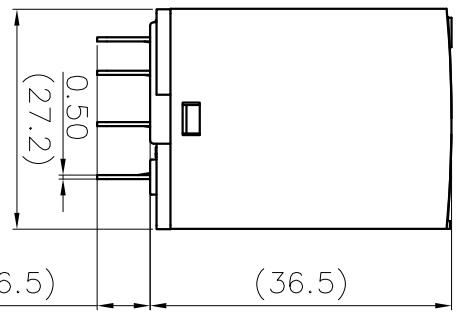
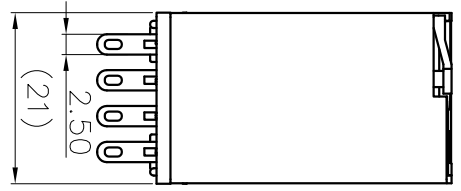
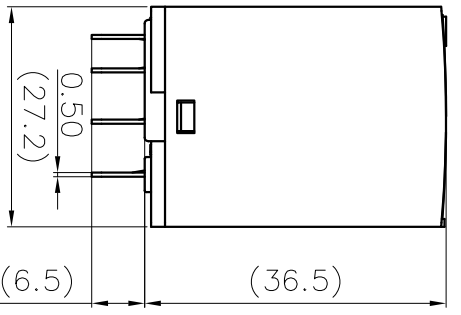
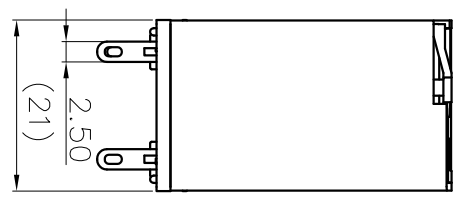
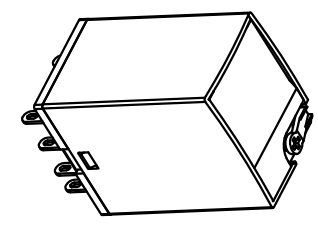



DRPE-2CH



DRPE-4C



尺寸公差(mm)	0			>30			>60			>100		
	~30	~60	~100	~30	~60	~100	~30	~60	~100	~30	~60	~100
±0.20	±0.30	±0.50	±0.70	±0.50	±0.70	±1.00	±0.50	±0.70	±1.00	±0.50	±0.70	±1.00

Load current	DC	0.05/10
Load voltage	AC(50Hz) <80%	240VAC/28V
Electrical life	DC	≥100,000
Mechanical life	AC(50Hz) >30%	≤50mR(24V,1A)
Contact resistance	DC <10%Ue	Ue: DC <75%Ue
Operate voltage	AC(50Hz) <80%	Ue: DC >10%Ue
Release voltage	AC(50Hz) >30%	Ue: DC >10%Ue
Key controlled symbol	Operating temperature(°C)	-40°C ~ +70°C
Dielectric strengths	Between contacts: 1000VAC, 1Min (1mA)	Between Coil and contacts: 1500VAC, 1Min (1mA)
Coil operating power	DC: 0.93W/AC: 1.2VA	110%(Ue)
Max. allowable coil voltage	Conform to RoHS	
Mark the height of the "CE"	Mark the height of the company LOGO	
Printing for laser marking/printing content is clear, no broken line/elect	Seal literal reference according to the fool position in the drawing	
The words in the dotted box correspond to the list below		

REV	ECN	DESCRIPTION	DRAFT	DATE	DRAFT	SIZE: A4	TYPE: PRODUCT DRAWING	SCALE: 1:1	REV	TO
MATERIAL: /		SURFACE: /		宁波高松电子有限公司 NINGBO DEGSON ELECTRICAL CO., LTD						
MATERIAL NO.: /		STATUS: /		Description: DRPE-XX-XX-XX-XX-07A(H)						
APPD: /		CHKD: /		DRAWING NO.: /						
DRAFT: /		SIZE: A4		SCALE: 1:1						
DRAFT: /		SIZE: A4		SCALE: 1:1						
DRAFT: /		SIZE: A4		SCALE: 1:1						

Transfer or duplication of this document as well as the utilization or communication of its contents are prohibited unless explicit authorization is granted. Violations will be liable for compensation. All rights reserved for patent, utility model or designs registrations. 除非给予明确授权，否则禁止转让、复制、利用、交流本文件的内容。侵犯者将负赔偿责任。本公司保留对涉及发明、实用新型和外观专利的所有权利。