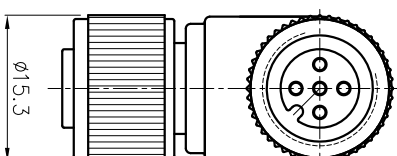
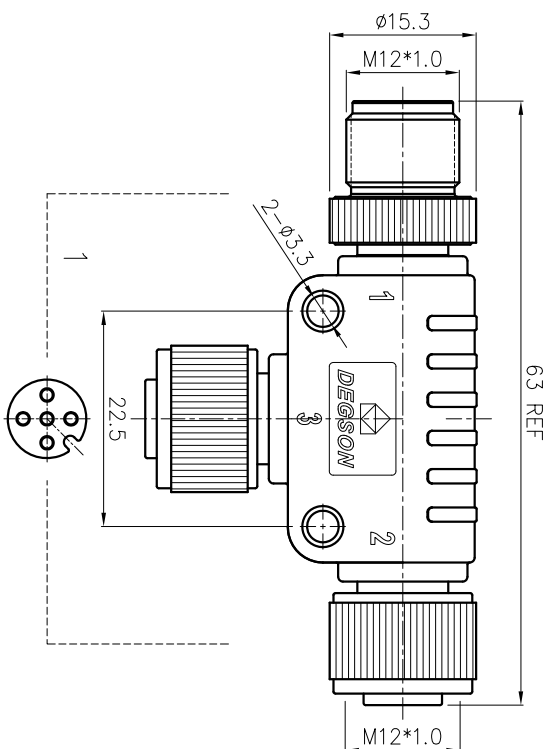
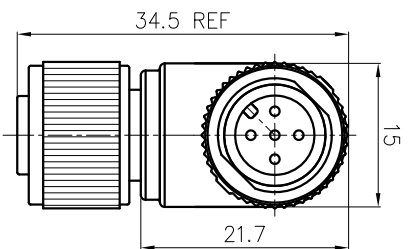
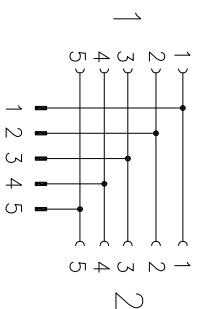


REVISION RECORD		REV	ECN	DESCRIPTION	DFT	DATE



Circuit diagram:



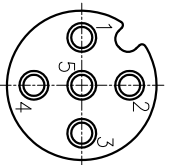
NOTES:

- 1.RoHS Compliance,
- 2.The Code direction is shown as diagram,
- 3.Housing material: PU(Color:black),
- 4.Contact body material: PU(Color:black),
- 5.Contact material: Copper alloy;(plating: gold)
- 6.0 Ring material: Silicone,(Color: green)
- 7.Screw material: Zinc alloy (plating: Ni),

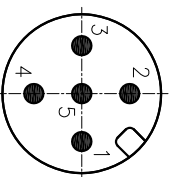
Technique parameter

Rated voltage	60V
Rated current	4A
Insulation resistance	≥100MΩ
Withstanding voltage	1000 AC
Operating temperature	-25°C~+85°C
Levels of protection	IP67
Cable OD	/

Female(Front view)



Male(Front view)



1	brown
2	white
3	blue
4	black
5	gray
NO.	Color

Dimensional tolerance (mm)

≤30	30	60	100	>150
	~	~	~	
±0.20	±0.30	±0.50	±0.70	±1.00

DETACHED LISTS

PART NO.:	FTM12A05FM12A05MK50200
APPD:	
CHKD:	
DFT:	WYM 2019/05/23
THIRD ANGLE PROJECTION	

NAME:	NINGBO DEGSON ELECTRICAL CO., LTD
TITLE:	ASSEMBLY DRAWING
DRAWING NO.:	20000430
DO NOT SCALE DRAWING	
SCALE	1:1

宁波高松电子有限公司

NINGBO DEGSON ELECTRICAL CO., LTD

FT-M12A-05F-M12A-05M-K5-0200

REV TO-1

SHEET 1/1

SCALE 1:1